

KERING S.A. FUTURE (PPXH) - EUX/202409

2024/08/21 18:45:29

Price
259.4206 EURDifference  0.03% (0.07)

General attributes

Symbol	PPXHU24
Exchange	Eurex
Currency	EUR
Security type	Future
Underlying	KERING S.A.
Maturity	09-2024
Contract size	100

Market data

Bid (Bid size)	- EUR (-)
Ask (Ask size)	- EUR (-)
Open	259.4206 EUR
High	259.4206 EUR
Low	259.4206 EUR
Close (prev. day)	259.3475 EUR
Underlying	KERING S.A.
Underlying price (date)	258.10 (24/08/21)
Settlement price (date)	259.42 (24/08/21)
Open Interest	8,850

Performance and Risk

	6m	1y	3y
Perf (%)	-39.59%	-	-
Perf (abs.)	-169.97	-	-
Beta	-	-	-
Volatility	34.76	-	-

Futures and Options

Related Futures	-
Related Options	-












5y

Information about previous performance does not guarantee future performance.
Source: FactSet

Price data

Ø price 5 days Ø volume 5 days (pcs.)	257.0954 EUR (264)
Ø price 30 days Ø volume 30 days (pcs.)	286.8616 EUR (238)
Ø price 100 days Ø volume 100 days (pcs.)	320.7341 EUR (170)
Ø price 250 days Ø volume 250 days (pcs.)	375.5866 EUR (68)
YTD High date	435.6481 EUR (2024/02/22)
YTD Low date	250.8793 EUR (2024/08/12)
52 Weeks High date	- EUR (-)
52 Weeks Low date	- EUR (-)

Recent Research

on underlying	on sector	on market	
Date		Headline	Download
2024/02/14		Global Equity Ratings	
2024/02/14		Aktienempfehlungen Global	
2024/01/23		Global Equity Ratings	
2024/01/23		Aktienempfehlungen Global	
2023/12/21		Global Equity Ratings	