

KERING S.A. FUTURE (PPXH) - EUX/202409

2024/08/09 18:43:33

Price
255.6788 EUR

Difference  -1.79% (-4.65)

General attributes

Symbol	PPXHU24
Exchange	Eurex
Currency	EUR
Security type	Future
Underlying	KERING S.A.
Maturity	09-2024
Contract size	100

Market data

Bid (Bid size)	- EUR (-)
Ask (Ask size)	- EUR (-)
Open	255.6788 EUR
High	255.6788 EUR
Low	255.6788 EUR
Close (prev. day)	260.3263 EUR
Underlying	KERING S.A.
Underlying price (date)	254.55 (24/08/09)
Settlement price (date)	255.68 (24/08/09)
Open Interest	14,170

Performance and Risk

	6m	1y	3y
Perf (%)	-38.33%	-	-
Perf (abs.)	-158.93	-	-
Beta	-	-	-
Volatility	34.57	-	-

Futures and Options

Related Futures	-
Related Options	-












5y

Information about previous performance does not guarantee future performance.
 Source: FactSet

Price data

Ø price 5 days Ø volume 5 days (pcs.)	260.7280 EUR (0)
Ø price 30 days Ø volume 30 days (pcs.)	305.0249 EUR (111)
Ø price 100 days Ø volume 100 days (pcs.)	328.2975 EUR (132)
Ø price 250 days Ø volume 250 days (pcs.)	- EUR (-)
YTD High date	435.6481 EUR (2024/02/22)
YTD Low date	255.6788 EUR (2024/08/09)
52 Weeks High date	- EUR (-)
52 Weeks Low date	- EUR (-)

Recent Research

on underlying	on sector	on market	
Date		Headline	Download
2024/02/14		Global Equity Ratings	
2024/02/14		Aktienempfehlungen Global	
2024/01/23		Global Equity Ratings	
2024/01/23		Aktienempfehlungen Global	
2023/12/21		Global Equity Ratings	