

## KERING S.A. FUTURE (PPXH) - EUX/202409

2024/08/09 18:43:33

Price  
**255.6788** EURDifference  -1.79% (-4.65)

## General attributes

Symbol	PPXHU24
Exchange	Eurex
Currency	EUR
Security type	Future
Underlying	KERING S.A.
Maturity	09-2024
Contract size	100

## Market data

Bid (Bid size)	- EUR (-)
Ask (Ask size)	- EUR (-)
Open	255.6788 EUR
High	255.6788 EUR
Low	255.6788 EUR
Close (prev. day)	260.3263 EUR
Underlying	KERING S.A.
Underlying price (date)	254.55 (24/08/09)
Settlement price (date)	255.68 (24/08/09)
Open Interest	14,170

## Performance and Risk

	6m	1y	3y
Perf (%)	-38.33%	-	-
Perf (abs.)	-158.93	-	-
Beta	-	-	-
Volatility	34.57	-	-

## Futures and Options

Related Futures	-
Related Options	-












5y

Information about previous performance does not guarantee future performance.  
Source: FactSet

## Price data

Ø price 5 days   Ø volume 5 days (pcs.)	260.7280 EUR (0)
Ø price 30 days   Ø volume 30 days (pcs.)	305.0249 EUR (111)
Ø price 100 days   Ø volume 100 days (pcs.)	328.2975 EUR (132)
Ø price 250 days   Ø volume 250 days (pcs.)	- EUR (-)
YTD High   date	435.6481 EUR (2024/02/22)
YTD Low   date	255.6788 EUR (2024/08/09)
52 Weeks High   date	- EUR (-)
52 Weeks Low   date	- EUR (-)

## Recent Research

on underlying	on sector	on market		
Date			Headline	Download
2024/02/14			Global Equity Ratings	
2024/02/14			Aktienempfehlungen Global	
2024/01/23			Global Equity Ratings	
2024/01/23			Aktienempfehlungen Global	
2023/12/21			Global Equity Ratings	