

KERING S.A. FUTURE (PPXH) - EUX/202409

2024/07/16 18:50:51

Price
313.6259 EURDifference  -3.11% (-10.06)

General attributes

Symbol	PPXHU24
Exchange	Eurex
Currency	EUR
Security type	Future
Underlying	KERING S.A.
Maturity	09-2024
Contract size	100

Market data

Bid (Bid size)	- EUR (-)
Ask (Ask size)	- EUR (-)
Open	313.6259 EUR
High	313.6259 EUR
Low	313.6259 EUR
Close (prev. day)	323.6843 EUR
Underlying	KERING S.A.
Underlying price (date)	313.90 (24/07/17)
Settlement price (date)	313.63 (24/07/16)
Open Interest	12,170

Performance and Risk

	6m	1y	3y
Perf (%)	-12.94%	-	-
Perf (abs.)	-46.63	-	-
Beta	-	-	-
Volatility	34.04	-	-

Futures and Options

Related Futures	-
Related Options	-












Information about previous performance does not guarantee future performance.
Source: FactSet

Price data

Ø price 5 days Ø volume 5 days (pcs.)	328.1278 EUR (264)
Ø price 30 days Ø volume 30 days (pcs.)	327.0219 EUR (87)
Ø price 100 days Ø volume 100 days (pcs.)	352.6005 EUR (112)
Ø price 250 days Ø volume 250 days (pcs.)	- EUR (-)
YTD High date	435.6481 EUR (2024/02/22)
YTD Low date	305.8336 EUR (2024/06/14)
52 Weeks High date	- EUR (-)
52 Weeks Low date	- EUR (-)

Recent Research

on underlying	on sector	on market	
Date		Headline	Download
2024/02/14		Global Equity Ratings	
2024/02/14		Aktienempfehlungen Global	
2024/01/23		Global Equity Ratings	
2024/01/23		Aktienempfehlungen Global	
2023/12/21		Global Equity Ratings	