

# ROYAL BANK OF CANADA FUTURE (RYFF) - EUX/202409

2024/07/16 18:51:03

**Price**  
**110.8341** USD

**Difference**  **-0.47% (-0.52)**

### General attributes

|               |                      |
|---------------|----------------------|
| Symbol        | RYFFU24              |
| Exchange      | Eurex                |
| Currency      | USD                  |
| Security type | Future               |
| Underlying    | ROYAL BANK OF CANADA |
| Maturity      | 09-2024              |
| Contract size | 100                  |

### Market data

|                         |                      |
|-------------------------|----------------------|
| Bid (Bid size)          | - USD (-)            |
| Ask (Ask size)          | - USD (-)            |
| Open                    | 110.8341 USD         |
| High                    | 110.8341 USD         |
| Low                     | 110.8341 USD         |
| Close (prev. day)       | 111.356 USD          |
| Underlying              | ROYAL BANK OF CANADA |
| Underlying price (date) | 151.66 (24/07/16)    |
| Settlement price (date) | 110.83 (24/07/16)    |
| Open Interest           | 0                    |

### Performance and Risk

|             | 6m      | 1y | 3y |
|-------------|---------|----|----|
| Perf (%)    | +11.66% | -  | -  |
| Perf (abs.) | +11.63  | -  | -  |
| Beta        | -       | -  | -  |
| Volatility  | 16.39   | -  | -  |

### Futures and Options

|                 |   |
|-----------------|---|
| Related Futures | - |
| Related Options | - |

5y













Information about previous performance does not guarantee future performance.  
Source: FactSet

### Price data

|   |                           |
|---|---------------------------|
| Ø price 5 days   Ø volume 5 days (pcs.)     | 111.0083 USD (0)          |
| Ø price 30 days   Ø volume 30 days (pcs.)   | 107.2076 USD (0)          |
| Ø price 100 days   Ø volume 100 days (pcs.) | 103.3871 USD (0)          |
| Ø price 250 days   Ø volume 250 days (pcs.) | - USD (-)                 |
| YTD High   date                             | 111.5584 USD (2024/07/12) |
| YTD Low   date                              | 97.0313 USD (2024/04/17)  |
| 52 Weeks High   date                        | - USD (-)                 |
| 52 Weeks Low   date                         | - USD (-)                 |

### Recent Research

| on underlying |   | on sector                 |   |
|---------------|---|---------------------------|---|
| Date          |   | Headline                  | Download  |
| 2024/07/15    |  | Aktienempfehlungen Global |  |
| 2024/07/12    |  | Global Equity Ratings     |  |
| 2024/06/21    |  | Global Equity Ratings     |  |
| 2024/06/21    |  | Aktienempfehlungen Global |  |
| 2024/06/14    |  | Global Equity Ratings     |  |