

CITIGROUP INC. FUTURE (CITG) - EUX/202409

2024/08/09 18:43:12

Price
58.5335 USD
 Difference  0.58% (0.34)

General attributes

Symbol	CITGU24
Exchange	Eurex
Currency	USD
Security type	Future
Underlying	CITIGROUP INC
Maturity	09-2024
Contract size	100

Market data

Bid (Bid size)	- USD (-)
Ask (Ask size)	- USD (-)
Open	58.5335 USD
High	58.5335 USD
Low	58.5335 USD
Close (prev. day)	58.1964 USD
Underlying	CITIGROUP INC
Underlying price (date)	57.84 (24/08/09)
Settlement price (date)	58.53 (24/08/09)
Open Interest	0

Performance and Risk

	6m	1y	3y
Perf (%)	+7.62%	-	-
Perf (abs.)	+4.14	-	-
Beta	-	-	-
Volatility	24.97	-	-

Futures and Options

Related Futures	-
Related Options	-

5y











Information about previous performance does not guarantee future performance.
 Source: FactSet

Price data

Ø price 5 days Ø volume 5 days (pcs.)	57.5113 USD (0)
Ø price 30 days Ø volume 30 days (pcs.)	63.6933 USD (0)
Ø price 100 days Ø volume 100 days (pcs.)	62.5910 USD (0)
Ø price 250 days Ø volume 250 days (pcs.)	- USD (-)
YTD High date	67.8081 USD (2024/07/17)
YTD Low date	50.8148 USD (2024/01/18)
52 Weeks High date	- USD (-)
52 Weeks Low date	- USD (-)

Recent Research

on underlying	on sector	on market	
Date		Headline	Download
2024/07/24		Global Equity Ratings	
2024/07/24		Aktienempfehlungen Global	
2024/07/15		Aktienempfehlungen Global	
2024/07/12		Global Equity Ratings	
2024/06/21		Global Equity Ratings	