

CITIGROUP INC. FUTURE (CITG) - EUX/202409

2024/06/14 18:38:43

Price
59.8338 USD

Difference  **-0.54% (-0.32)**

General attributes

Symbol	CITGU24
Exchange	Eurex
Currency	USD
Security type	Future
Underlying	CITIGROUP INC
Maturity	09-2024
Contract size	100

Market data

Bid (Bid size)	- USD (-)
Ask (Ask size)	- USD (-)
Open	59.8338 USD
High	59.8338 USD
Low	59.8338 USD
Close (prev. day)	60.1581 USD
Underlying	CITIGROUP INC
Underlying price (date)	59.33 (24/06/14)
Settlement price (date)	59.83 (24/06/14)
Open Interest	0



Information about previous performance does not guarantee future performance.
 Source: FactSet

Performance and Risk

	6m	1y	3y
Perf (%)	+16.72%	-	-
Perf (abs.)	+8.57	-	-
Beta	-	-	-
Volatility	22.40	-	-










Futures and Options

Related Futures	-
Related Options	-

Price data

Ø price 5 days Ø volume 5 days (pcs.)	60.4814 USD (0)
Ø price 30 days Ø volume 30 days (pcs.)	63.0623 USD (0)
Ø price 100 days Ø volume 100 days (pcs.)	59.8618 USD (0)
Ø price 250 days Ø volume 250 days (pcs.)	- USD (-)
YTD High date	65.1037 USD (2024/05/16)
YTD Low date	50.8148 USD (2024/01/18)
52 Weeks High date	- USD (-)
52 Weeks Low date	- USD (-)

Recent Research

on underlying	on sector	on market	
Date		Headline	Download
2024/06/14		Global Equity Ratings	
2024/06/14		Aktienempfehlungen Global	
2024/05/29		Global Equity Ratings	
2024/05/29		Aktienempfehlungen Global	
2024/04/26		Global Equity Ratings	