

CITIGROUP INC. FUTURE (CITG) - EUX/202409

2024/05/08 18:34:51

Price
63.2033 USD

Difference  **-0.21% (-0.13)**

General attributes

Symbol	CITGU24
Exchange	Eurex
Currency	USD
Security type	Future
Underlying	CITIGROUP INC
Maturity	09-2024
Contract size	100

Market data

Bid (Bid size)	- USD (-)
Ask (Ask size)	- USD (-)
Open	63.2033 USD
High	63.2033 USD
Low	63.2033 USD
Close (prev. day)	63.3332 USD
Underlying	CITIGROUP INC
Underlying price (date)	62.75 (24/05/08)
Settlement price (date)	63.20 (24/05/08)
Open Interest	0



Information about previous performance does not guarantee future performance.
 Source: FactSet

Performance and Risk

	6m	1y	3y
Perf (%)	+50.03%	-	-
Perf (abs.)	+21.08	-	-
Beta	-	-	-
Volatility	25.42	-	-










Futures and Options

Related Futures	-
Related Options	-

Price data

Ø price 5 days Ø volume 5 days (pcs.)	62.8055 USD (0)
Ø price 30 days Ø volume 30 days (pcs.)	61.6709 USD (0)
Ø price 100 days Ø volume 100 days (pcs.)	56.8743 USD (0)
Ø price 250 days Ø volume 250 days (pcs.)	- USD (-)
YTD High date	63.8654 USD (2024/04/02)
YTD Low date	50.8148 USD (2024/01/18)
52 Weeks High date	- USD (-)
52 Weeks Low date	- USD (-)

Recent Research

on underlying on sector on market			
Date		Headline	Download
2024/04/26		Global Equity Ratings	
2024/04/26		Aktienempfehlungen Global	
2024/04/03		Global Equity Ratings	
2024/04/03		Aktienempfehlungen Global	
2024/03/13		Global Equity Ratings	