


# EDENRED S.A. FUTURE (QSVF) - EUX/202409

2024/07/26 18:35:45

**Price**  
**37.8029** EUR

**Difference**  -0.14% (-0.05)

**General attributes**

Symbol	QSVFU24
Exchange	Eurex
Currency	EUR
Security type	Future
Underlying	EDENRED S.A.
Maturity	09-2024
Contract size	100

**Market data**

Bid (Bid size)	- EUR (-)
Ask (Ask size)	- EUR (-)
Open	37.8029 EUR
High	37.8029 EUR
Low	37.8029 EUR
Close (prev. day)	37.8574 EUR
Underlying	EDENRED S.A.
Underlying price (date)	37.57 (24/07/26)
Settlement price (date)	37.80 (24/07/26)
Open Interest	0

**Performance and Risk**

	6m	1y	3y
Perf (%)	-34.03%	-	-
Perf (abs.)	-19.50	-	-
Beta	-	-	-
Volatility	40.46	-	-

**Futures and Options**

Related Futures	-
Related Options	-











Information about previous performance does not guarantee future performance.  
 Source: FactSet

**Price data**

Ø price 5 days   Ø volume 5 days (pcs.)	38.4555 EUR (0)
Ø price 30 days   Ø volume 30 days (pcs.)	40.7074 EUR (0)
Ø price 100 days   Ø volume 100 days (pcs.)	44.6989 EUR (0)
Ø price 250 days   Ø volume 250 days (pcs.)	- EUR (-)
YTD High   date	59.5461 EUR (2024/01/22)
YTD Low   date	36.5270 EUR (2024/07/23)
52 Weeks High   date	- EUR (-)
52 Weeks Low   date	- EUR (-)

**Recent Research**

on sector		on market	
Date		Headline	Download
2024/07/24		Global Equity Ratings	
2024/07/24		Aktienempfehlungen Global	
2024/07/19		Equity Weekly	
2024/07/15		Aktienempfehlungen Global	
2024/07/12		Global Equity Ratings	