

UBS AG FUTURE (UBSJ) - EUX/202409

2024/07/16 18:51:10

Price
27.9712 CHF

Difference  -0.01% (-0.00)

General attributes

Symbol	UBSJU24
Exchange	Eurex
Currency	CHF
Security type	Future
Underlying	UBS GROUP
Maturity	09-2024
Contract size	100

Market data

Bid (Bid size)	- CHF (-)
Ask (Ask size)	- CHF (-)
Open	27.9712 CHF
High	27.9712 CHF
Low	27.9712 CHF
Close (prev. day)	27.973 CHF
Underlying	UBS GROUP
Underlying price (date)	27.91 (24/07/16)
Settlement price (date)	27.97 (24/07/16)
Open Interest	48,000

Performance and Risk

	6m	1y	3y
Perf (%)	+11.16%	-	-
Perf (abs.)	+2.81	-	-
Beta	-	-	-
Volatility	24.58	-	-

Futures and Options

Related Futures	-
Related Options	-












Information about previous performance does not guarantee future performance.
Source: FactSet

Price data

Ø price 5 days Ø volume 5 days (pcs.)	27.7304 CHF (6,000)
Ø price 30 days Ø volume 30 days (pcs.)	27.5039 CHF (2,867)
Ø price 100 days Ø volume 100 days (pcs.)	26.8968 CHF (860)
Ø price 250 days Ø volume 250 days (pcs.)	- CHF (-)
YTD High date	28.6158 CHF (2024/05/31)
YTD Low date	23.6306 CHF (2024/02/07)
52 Weeks High date	- CHF (-)
52 Weeks Low date	- CHF (-)

Recent Research

on underlying	on sector	on market	
Date		Headline	Download
2024/07/15		Aktienempfehlungen Global	
2024/07/12		Global Equity Ratings	
2024/06/21		Global Equity Ratings	
2024/06/21		Aktienempfehlungen Global	
2024/06/14		Global Equity Ratings	