

## PARTNERS GROUP HOLDING AG FUTURE (PGHF) - EUX/202409

2024/07/16 18:50:50

Price  
**1,232.1944** CHFDifference  -1.13% (-14.11)

## General attributes

|               |                           |
|---------------|---------------------------|
| Symbol        | PGHFU24                   |
| Exchange      | Eurex                     |
| Currency      | CHF                       |
| Security type | Future                    |
| Underlying    | PARTNERS GROUP HOLDING AG |
| Maturity      | 09-2024                   |
| Contract size | 100                       |

## Market data

|                         |                           |
|-------------------------|---------------------------|
| Bid (Bid size)          | - CHF (-)                 |
| Ask (Ask size)          | - CHF (-)                 |
| Open                    | 1,232.1944 CHF            |
| High                    | 1,232.1944 CHF            |
| Low                     | 1,232.1944 CHF            |
| Close (prev. day)       | 1,246.3085 CHF            |
| Underlying              | PARTNERS GROUP HOLDING AG |
| Underlying price (date) | 1,229.50 (24/07/16)       |
| Settlement price (date) | 1,232.19 (24/07/16)       |
| Open Interest           | 635                       |

## Performance and Risk

|             | 6m      | 1y | 3y |
|-------------|---------|----|----|
| Perf (%)    | +13.70% | -  | -  |
| Perf (abs.) | +148.48 | -  | -  |
| Beta        | -       | -  | -  |
| Volatility  | 21.32   | -  | -  |

## Futures and Options

|                 |   |
|-----------------|---|
| Related Futures | - |
| Related Options | - |













5y

Information about previous performance does not guarantee future performance.  
Source: FactSet

## Price data

|   |                             |
|---|-----------------------------|
| Ø price 5 days   Ø volume 5 days (pcs.)     | 1,235.8799 CHF (0)          |
| Ø price 30 days   Ø volume 30 days (pcs.)   | 1,185.1262 CHF (21)         |
| Ø price 100 days   Ø volume 100 days (pcs.) | 1,216.2289 CHF (6)          |
| Ø price 250 days   Ø volume 250 days (pcs.) | - CHF (-)                   |
| YTD High   date                             | 1,290.2504 CHF (2024/03/21) |
| YTD Low   date                              | 1,072.6983 CHF (2024/01/17) |
| 52 Weeks High   date                        | - CHF (-)                   |
| 52 Weeks Low   date                         | - CHF (-)                   |

## Recent Research

| on underlying | on sector   | on market                 |   |
|---------------|---|---------------------------|---|
| Date          |   | Headline                  | Download  |
| 2022/12/19    |  | Global Equity Ratings     |  |
| 2022/12/19    |  | Aktienempfehlungen Global |  |
| 2022/11/28    |  | Global Equity Ratings     |  |
| 2022/11/28    |  | Aktienempfehlungen Global |  |
| 2022/11/18    |  | Global Equity Ratings     |  |