

KESKO OY FUTURE (KEKG) - EUX/202409

2024/07/26 18:35:29

Price
16.6979 EUR

Difference  1.36% (0.22)

General attributes

Symbol	KEKGU24
Exchange	Eurex
Currency	EUR
Security type	Future
Underlying	KESKO OYJ CLASS B
Maturity	09-2024
Contract size	100

Market data

Bid (Bid size)	- EUR (-)
Ask (Ask size)	- EUR (-)
Open	16.6979 EUR
High	16.6979 EUR
Low	16.6979 EUR
Close (prev. day)	16.4733 EUR
Underlying	KESKO OYJ CLASS B
Underlying price (date)	16.595 (24/07/26)
Settlement price (date)	16.70 (24/07/26)
Open Interest	0

Performance and Risk

	6m	1y	3y
Perf (%)	-1.62%	-	-
Perf (abs.)	-0.28	-	-
Beta	-	-	-
Volatility	24.14	-	-

Futures and Options

Related Futures	-
Related Options	-

5y












Information about previous performance does not guarantee future performance.
Source: FactSet

Price data

Ø price 5 days Ø volume 5 days (pcs.)	16.6593 EUR (0)
Ø price 30 days Ø volume 30 days (pcs.)	16.5722 EUR (0)
Ø price 100 days Ø volume 100 days (pcs.)	16.6608 EUR (0)
Ø price 250 days Ø volume 250 days (pcs.)	- EUR (-)
YTD High date	18.7636 EUR (2024/01/30)
YTD Low date	15.8705 EUR (2024/04/25)
52 Weeks High date	- EUR (-)
52 Weeks Low date	- EUR (-)

Recent Research

on sector		on market	
Date		Headline	Download
2024/07/24		Global Equity Ratings	
2024/07/24		Aktienempfehlungen Global	
2024/07/15		Aktienempfehlungen Global	
2024/07/12		Global Equity Ratings	
2024/06/21		Equity Weekly	