


TOTAL ENERG.SE STOCK TRACKING FUTURE (1TOT) - EUX/202409

2024/05/29 18:58:13

Price
66.5163 EUR
 Difference  -0.78% (-0.52)

General attributes	
Symbol	1TOTU24
Exchange	Eurex
Currency	EUR
Security type	Future
Underlying	TOTALENERGIES SE
Maturity	09-2024
Contract size	100

Market data	
Bid (Bid size)	- EUR (-)
Ask (Ask size)	- EUR (-)
Open	66.5163 EUR
High	66.5163 EUR
Low	66.5163 EUR
Close (prev. day)	67.037 EUR
Underlying	TOTALENERGIES SE
Underlying price (date)	65.63 (24/05/29)
Settlement price (date)	66.52 (24/05/29)
Open Interest	0

Performance and Risk			
	6m	1y	3y
Perf (%)	+3.96%	-	-
Perf (abs.)	+2.54	-	-
Beta	-	-	-
Volatility	17.64	-	-










Futures and Options	
Related Futures	-
Related Options	-



Information about previous performance does not guarantee future performance.
 Source: FactSet

Price data	
Ø price 5 days Ø volume 5 days (pcs.)	66.8834 EUR (0)
Ø price 30 days Ø volume 30 days (pcs.)	68.3855 EUR (0)
Ø price 100 days Ø volume 100 days (pcs.)	64.5485 EUR (0)
Ø price 250 days Ø volume 250 days (pcs.)	- EUR (-)
YTD High date	70.6719 EUR (2024/04/26)
YTD Low date	59.4528 EUR (2024/01/22)
52 Weeks High date	- EUR (-)
52 Weeks Low date	- EUR (-)

Recent Research

on underlying	on sector	on market	
Date		Headline	Download
2024/05/29		Global Equity Ratings	
2024/05/29		Aktienempfehlungen Global	
2024/04/26		Global Equity Ratings	
2024/04/26		Aktienempfehlungen Global	
2024/04/03		Global Equity Ratings	