

# TOTAL ENERG.SE STOCK TRACKING FUTURE (1TOT) - EUX/202409

2024/05/15 18:24:21

Price  
**68.4842** EUR

Difference  -1.25% (-0.87)

### General attributes

Symbol	1TOTU24
Exchange	Eurex
Currency	EUR
Security type	Future
Underlying	TOTALENERGIES SE
Maturity	09-2024
Contract size	100

### Market data

Bid (Bid size)	- EUR (-)
Ask (Ask size)	- EUR (-)
Open	68.4842 EUR
High	68.4842 EUR
Low	68.4842 EUR
Close (prev. day)	69.3531 EUR
Underlying	TOTALENERGIES SE
Underlying price (date)	66.46 (24/05/16)
Settlement price (date)	68.48 (24/05/15)
Open Interest	0

### Performance and Risk

	6m	1y	3y
Perf (%)	+5.24%	-	-
Perf (abs.)	+3.41	-	-
Beta	-	-	-
Volatility	18.02	-	-

### Futures and Options

Related Futures	-
Related Options	-

5y









Information about previous performance does not guarantee future performance.  
Source: FactSet

### Price data

Ø price 5 days   Ø volume 5 days (pcs.)	69.3597 EUR (0)
Ø price 30 days   Ø volume 30 days (pcs.)	68.9811 EUR (0)
Ø price 100 days   Ø volume 100 days (pcs.)	64.2475 EUR (0)
Ø price 250 days   Ø volume 250 days (pcs.)	- EUR (-)
YTD High   date	70.6719 EUR (2024/04/26)
YTD Low   date	59.4528 EUR (2024/01/22)
52 Weeks High   date	- EUR (-)
52 Weeks Low   date	- EUR (-)

### Recent Research

on underlying	on sector	on market	
Date		Headline	Download
2024/04/26		Global Equity Ratings	
2024/04/26		Aktienempfehlungen Global	
2024/04/03		Global Equity Ratings	
2024/04/03		Aktienempfehlungen Global	
2024/03/13		Global Equity Ratings	