

# TOTAL ENERG.SE STOCK TRACKING FUTURE (1TOT) - EUX/202409

2024/05/02 18:38:06

Price  
**67.9477** EUR

Difference  -2.55% (-1.78)

### General attributes

Symbol	1TOTU24
Exchange	Eurex
Currency	EUR
Security type	Future
Underlying	TOTALENERGIES SE
Maturity	09-2024
Contract size	100

### Market data

Bid (Bid size)	- EUR (-)
Ask (Ask size)	- EUR (-)
Open	67.9477 EUR
High	67.9477 EUR
Low	67.9477 EUR
Close (prev. day)	69.7285 EUR
Underlying	TOTALENERGIES SE
Underlying price (date)	66.85 (24/05/02)
Settlement price (date)	67.95 (24/05/02)
Open Interest	0

### Performance and Risk

	6m	1y	3y
Perf (%)	+1.09%	-	-
Perf (abs.)	+0.73	-	-
Beta	-	-	-
Volatility	18.59	-	-

### Futures and Options

Related Futures	-
Related Options	-

5y












Information about previous performance does not guarantee future performance.  
Source: FactSet

### Price data

Ø price 5 days   Ø volume 5 days (pcs.)	69.5986 EUR (0)
Ø price 30 days   Ø volume 30 days (pcs.)	67.8152 EUR (0)
Ø price 100 days   Ø volume 100 days (pcs.)	63.7941 EUR (0)
Ø price 250 days   Ø volume 250 days (pcs.)	- EUR (-)
YTD High   date	70.6719 EUR (2024/04/26)
YTD Low   date	59.4528 EUR (2024/01/22)
52 Weeks High   date	- EUR (-)
52 Weeks Low   date	- EUR (-)

### Recent Research

on underlying	on sector	on market	
Date		Headline	Download
2024/04/26		Global Equity Ratings	
2024/04/26		Aktienempfehlungen Global	
2024/04/03		Global Equity Ratings	
2024/04/03		Aktienempfehlungen Global	
2024/03/13		Global Equity Ratings	