


CECONOMY AG FUTURE (CECF) - EUX/202409

2024/06/28 18:40:41

Price
2.9977 EUR

Difference  -3.89% (-0.12)

General attributes

Symbol	CECFU24
Exchange	Eurex
Currency	EUR
Security type	Future
Underlying	CECONOMY AG
Maturity	09-2024
Contract size	100

Market data

Bid (Bid size)	- EUR (-)
Ask (Ask size)	- EUR (-)
Open	2.9977 EUR
High	2.9977 EUR
Low	2.9977 EUR
Close (prev. day)	3.1191 EUR
Underlying	CECONOMY AG
Underlying price (date)	2.97 (24/06/28)
Settlement price (date)	3.00 (24/06/28)
Open Interest	0

Performance and Risk

	6m	1y	3y
Perf (%)	+20.65%	-	-
Perf (abs.)	+0.51	-	-
Beta	-	-	-
Volatility	42.27	-	-

Futures and Options

Related Futures	-
Related Options	-











Information about previous performance does not guarantee future performance.
Source: FactSet

Price data

Ø price 5 days Ø volume 5 days (pcs.)	3.1174 EUR (0)
Ø price 30 days Ø volume 30 days (pcs.)	3.1797 EUR (0)
Ø price 100 days Ø volume 100 days (pcs.)	2.4232 EUR (0)
Ø price 250 days Ø volume 250 days (pcs.)	- EUR (-)
YTD High date	3.4100 EUR (2024/06/12)
YTD Low date	1.7599 EUR (2024/03/22)
52 Weeks High date	- EUR (-)
52 Weeks Low date	- EUR (-)

Recent Research

on sector		on market	
Date		Headline	Download
2024/06/21		Equity Weekly	
2024/06/21		Global Equity Ratings	
2024/06/21		Aktienempfehlungen Global	
2024/06/14		Global Equity Ratings	
2024/06/14		Aktienempfehlungen Global	