

CECONOMY AG FUTURE (CECF) - EUX/202409

2024/06/25 19:05:17

Price
3.1218 EUR
 Difference  -3.39% (-0.11)

General attributes

Symbol CECFU24
 Exchange Eurex
 Currency EUR
 Security type Future
 Underlying CECONOMY AG
 Maturity 09-2024
 Contract size 100

Market data

Bid (Bid size) - EUR (-)
 Ask (Ask size) - EUR (-)
 Open 3.1218 EUR
 High 3.1218 EUR
 Low 3.1218 EUR
 Close (prev. day) 3.2312 EUR
 Underlying CECONOMY AG
 Underlying price (date) 3.092 (24/06/25)
 Settlement price (date) 3.12 (24/06/25)
 Open Interest 0

Performance and Risk

	6m	1y	3y
Perf (%)	+34.05%	-	-
Perf (abs.)	+0.82	-	-
Beta	-	-	-
Volatility	41.87	-	-

Futures and Options

Related Futures -
 Related Options -

5y












Information about previous performance does not guarantee future performance.
 Source: FactSet

Price data

Ø price 5 days Ø volume 5 days (pcs.)	3.2351 EUR (0)
Ø price 30 days Ø volume 30 days (pcs.)	3.1268 EUR (0)
Ø price 100 days Ø volume 100 days (pcs.)	2.3882 EUR (0)
Ø price 250 days Ø volume 250 days (pcs.)	- EUR (-)
YTD High date	3.4100 EUR (2024/06/12)
YTD Low date	1.7599 EUR (2024/03/22)
52 Weeks High date	- EUR (-)
52 Weeks Low date	- EUR (-)

Recent Research

on sector		on market	
Date		Headline	Download
2024/06/21		Equity Weekly	
2024/06/21		Global Equity Ratings	
2024/06/21		Aktienempfehlungen Global	
2024/06/14		Global Equity Ratings	
2024/06/14		Aktienempfehlungen Global	