

FACEBOOK INC FUTURE (FBUF) - EUX/202409

2024/05/02 18:23:30

Price
447.5129 USD

Difference  0.66% (2.92)

General attributes

| | |
|---------------|-----------------------------|
| Symbol | FBUFU24 |
| Exchange | Eurex |
| Currency | USD |
| Security type | Future |
| Underlying | META PLATFORMS INC. CLASS A |
| Maturity | 09-2024 |
| Contract size | 100 |

Market data

| | |
|-------------------------|-----------------------------|
| Bid (Bid size) | - USD (-) |
| Ask (Ask size) | - USD (-) |
| Open | 447.5129 USD |
| High | 447.5129 USD |
| Low | 447.5129 USD |
| Close (prev. day) | 444.5963 USD |
| Underlying | META PLATFORMS INC. CLASS A |
| Underlying price (date) | 441.84 (24/05/02) |
| Settlement price (date) | 447.51 (24/05/02) |
| Open Interest | 0 |

Performance and Risk

| | 6m | 1y | 3y |
|-------------|---------|----|----|
| Perf (%) | +37.48% | - | - |
| Perf (abs.) | +122.01 | - | - |
| Beta | - | - | - |
| Volatility | 42.79 | - | - |

Futures and Options

| | |
|-----------------|---|
| Related Futures | - |
| Related Options | - |













5y

Information about previous performance does not guarantee future performance.
Source: FactSet

Price data

| | |
|---|---------------------------|
| Ø price 5 days Ø volume 5 days (pcs.) | 445.3988 USD (0) |
| Ø price 30 days Ø volume 30 days (pcs.) | 503.8619 USD (0) |
| Ø price 100 days Ø volume 100 days (pcs.) | 454.3969 USD (0) |
| Ø price 250 days Ø volume 250 days (pcs.) | - USD (-) |
| YTD High date | 540.4142 USD (2024/04/05) |
| YTD Low date | 358.5132 USD (2024/01/02) |
| 52 Weeks High date | - USD (-) |
| 52 Weeks Low date | - USD (-) |

Recent Research

| on underlying | on sector | on market | |
|---------------|---|---------------------------|---|
| Date | | Headline | Download |
| 2024/04/26 |  | Global Equity Ratings |  |
| 2024/04/26 |  | Aktienempfehlungen Global |  |
| 2024/04/03 |  | Global Equity Ratings |  |
| 2024/04/03 |  | Aktienempfehlungen Global |  |
| 2024/03/13 |  | Global Equity Ratings |  |