

# KELLOGG CO. FUTURE (KELF) - EUX/202409

2024/07/26 18:35:29

Price  
**57.2913** USD

Difference  -0.04% (-0.02)

### General attributes

|               |           |
|---------------|-----------|
| Symbol        | KELFU24   |
| Exchange      | Eurex     |
| Currency      | USD       |
| Security type | Future    |
| Underlying    | KELLANOVA |
| Maturity      | 09-2024   |
| Contract size | 100       |

### Market data

|                         |                  |
|-------------------------|------------------|
| Bid (Bid size)          | - USD (-)        |
| Ask (Ask size)          | - USD (-)        |
| Open                    | 57.2913 USD      |
| High                    | 57.2913 USD      |
| Low                     | 57.2913 USD      |
| Close (prev. day)       | 57.3114 USD      |
| Underlying              | KELLANOVA        |
| Underlying price (date) | 57.47 (24/07/26) |
| Settlement price (date) | 57.29 (24/07/26) |
| Open Interest           | 0                |

### Performance and Risk

|             | 6m     | 1y | 3y |
|-------------|--------|----|----|
| Perf (%)    | +4.32% | -  | -  |
| Perf (abs.) | +2.37  | -  | -  |
| Beta        | -      | -  | -  |
| Volatility  | 20.06  | -  | -  |

### Futures and Options

|                 |   |
|-----------------|---|
| Related Futures | - |
| Related Options | - |













Information about previous performance does not guarantee future performance.  
Source: FactSet

### Price data

|   |                          |
|---|--------------------------|
| Ø price 5 days   Ø volume 5 days (pcs.)     | 57.1653 USD (0)          |
| Ø price 30 days   Ø volume 30 days (pcs.)   | 57.4630 USD (0)          |
| Ø price 100 days   Ø volume 100 days (pcs.) | 58.0603 USD (0)          |
| Ø price 250 days   Ø volume 250 days (pcs.) | - USD (-)                |
| YTD High   date                             | 62.4790 USD (2024/05/13) |
| YTD Low   date                              | 52.9902 USD (2024/03/14) |
| 52 Weeks High   date                        | - USD (-)                |
| 52 Weeks Low   date                         | - USD (-)                |

### Recent Research

| on sector  |   | on market                 |   |
|------------|---|---------------------------|---|
| Date       |   | Headline                  | Download  |
| 2024/07/26 |  | Equity Weekly             |  |
| 2024/07/24 |  | Global Equity Ratings     |  |
| 2024/07/24 |  | Aktienempfehlungen Global |  |
| 2024/07/15 |  | Aktienempfehlungen Global |  |
| 2024/07/12 |  | Equity Weekly             |  |