

SALESFORCE.COM INC. FUTURE (FOOG) - EUX/202409

2024/07/17 18:45:40

Price
254.1838 USD

Difference  **-0.89% (-2.29)**

General attributes

Symbol	FOOGU24
Exchange	Eurex
Currency	USD
Security type	Future
Underlying	SALESFORCE INC.
Maturity	09-2024
Contract size	100

Market data

Bid (Bid size)	- USD (-)
Ask (Ask size)	- USD (-)
Open	254.1838 USD
High	254.1838 USD
Low	254.1838 USD
Close (prev. day)	256.4765 USD
Underlying	SALESFORCE INC.
Underlying price (date)	251.22 (24/07/17)
Settlement price (date)	254.18 (24/07/17)
Open Interest	0

Performance and Risk

	6m	1y	3y
Perf (%)	-8.87%	-	-
Perf (abs.)	-24.74	-	-
Beta	-	-	-
Volatility	43.19	-	-

Futures and Options

Related Futures	-
Related Options	-

5y












Information about previous performance does not guarantee future performance.
Source: FactSet

Price data

Ø price 5 days Ø volume 5 days (pcs.)	255.8806 USD (0)
Ø price 30 days Ø volume 30 days (pcs.)	249.5997 USD (0)
Ø price 100 days Ø volume 100 days (pcs.)	279.3879 USD (0)
Ø price 250 days Ø volume 250 days (pcs.)	- USD (-)
YTD High date	326.6720 USD (2024/03/01)
YTD Low date	218.5737 USD (2024/05/30)
52 Weeks High date	- USD (-)
52 Weeks Low date	- USD (-)

Recent Research

on underlying	on sector	on market	
Date		Headline	Download
2024/07/15		Aktienempfehlungen Global	
2024/07/12		Global Equity Ratings	
2024/06/21		Global Equity Ratings	
2024/06/21		Aktienempfehlungen Global	
2024/06/14		Global Equity Ratings	