

INFINEON TECHNOLOGIES AG FUTURE (IFXG) - EUX/202409

2024/06/13 18:27:52

Price
38.3533 EUR

Difference  **-1.52% (-0.59)**

General attributes

Symbol	IFXGU24
Exchange	Eurex
Currency	EUR
Security type	Future
Underlying	INFINEON TECHNOLOGIES AG
Maturity	09-2024
Contract size	100

Market data

Bid (Bid size)	- EUR (-)
Ask (Ask size)	- EUR (-)
Open	38.3533 EUR
High	38.3533 EUR
Low	38.3533 EUR
Close (prev. day)	38.9441 EUR
Underlying	INFINEON TECHNOLOGIES AG
Underlying price (date)	37.93 (24/06/13)
Settlement price (date)	38.35 (24/06/13)
Open Interest	10,915

Performance and Risk

	6m	1y	3y
Perf (%)	+1.28%	-	-
Perf (abs.)	+0.49	-	-
Beta	-	-	-
Volatility	38.75	-	-

Futures and Options

Related Futures	-
Related Options	-











Information about previous performance does not guarantee future performance.
Source: FactSet

Price data

Ø price 5 days Ø volume 5 days (pcs.)	38.3970 EUR (583)
Ø price 30 days Ø volume 30 days (pcs.)	37.4611 EUR (364)
Ø price 100 days Ø volume 100 days (pcs.)	34.6046 EUR (109)
Ø price 250 days Ø volume 250 days (pcs.)	- EUR (-)
YTD High date	38.9441 EUR (2024/06/12)
YTD Low date	30.2860 EUR (2024/04/23)
52 Weeks High date	- EUR (-)
52 Weeks Low date	- EUR (-)

Recent Research

on underlying	on sector	on market	
Date		Headline	Download
2024/05/29		Global Equity Ratings	
2024/05/29		Aktienempfehlungen Global	
2024/04/26		Global Equity Ratings	
2024/04/26		Aktienempfehlungen Global	
2024/04/03		Global Equity Ratings	