

RECKITT BENCKISER PLC FUTURE (RBF) - EUX/202409

2024/09/13 18:35:36

Price
4,602.3632 GBPDifference  0.75% (34.37)

General attributes

Symbol	RBFU24
Exchange	Eurex
Currency	GBP
Security type	Future
Underlying	RECKITT BENCKISER GROUP PLC
Maturity	09-2024
Contract size	1,000

Market data

Bid (Bid size)	- GBP (-)
Ask (Ask size)	- GBP (-)
Open	4,602.3632 GBP
High	4,602.3632 GBP
Low	4,602.3632 GBP
Close (prev. day)	4,567.9973 GBP
Underlying	RECKITT BENCKISER GROUP PLC
Underlying price (date)	4,598.00 (24/09/13)
Settlement price (date)	4,602.36 (24/09/13)
Open Interest	0

Performance and Risk

	6m	1y	3y
Perf (%)	-11.49%	-23.22%	-
Perf (abs.)	-592.89	-1,381.60	-
Beta	-	-	-
Volatility	33.94	30.33	-

Futures and Options

Related Futures	-
Related Options	-












Information about previous performance does not guarantee future performance.
Source: FactSet

Price data

Ø price 5 days Ø volume 5 days (pcs.)	4,541.6292 GBP (0)
Ø price 30 days Ø volume 30 days (pcs.)	4,343.7437 GBP (0)
Ø price 100 days Ø volume 100 days (pcs.)	4,380.2163 GBP (0)
Ø price 250 days Ø volume 250 days (pcs.)	4,976.8049 GBP (0)
YTD High date	5,872.4799 GBP (2024/02/26)
YTD Low date	4,048.8864 GBP (2024/07/29)
52 Weeks High date	6,088.8600 GBP (2023/10/23)
52 Weeks Low date	4,048.8864 GBP (2024/07/29)

Recent Research

on underlying		on sector	
Date		Headline	Download
2022/05/04		Global Equity Ratings	
2022/05/04		Aktienempfehlungen Global	
2022/04/27		Global Equity Ratings	
2022/04/27		Aktienempfehlungen Global	
2022/04/14		Global Equity Ratings	