

AMADEUS IT GROUP S.A. FUTURE (AI3F) - EUX/202409

2024/05/15 18:23:24

Price
64.9359 EUR

Difference  0.52% (0.34)

General attributes

| | |
|---------------|---------------------|
| Symbol | AI3FU24 |
| Exchange | Eurex |
| Currency | EUR |
| Security type | Future |
| Underlying | AMADEUS IT GROUP SA |
| Maturity | 09-2024 |
| Contract size | 100 |

Market data

| | |
|-------------------------|---------------------|
| Bid (Bid size) | - EUR (-) |
| Ask (Ask size) | - EUR (-) |
| Open | 64.9359 EUR |
| High | 64.9359 EUR |
| Low | 64.9359 EUR |
| Close (prev. day) | 64.5981 EUR |
| Underlying | AMADEUS IT GROUP SA |
| Underlying price (date) | 64.66 (24/05/15) |
| Settlement price (date) | 64.94 (24/05/15) |
| Open Interest | 0 |

Performance and Risk

| | 6m | 1y | 3y |
|-------------|--------|----|----|
| Perf (%) | +2.82% | - | - |
| Perf (abs.) | +1.78 | - | - |
| Beta | - | - | - |
| Volatility | 21.90 | - | - |

Futures and Options

| | |
|-----------------|---|
| Related Futures | - |
| Related Options | - |

5y













Information about previous performance does not guarantee future performance.
Source: FactSet

Price data

| | |
|---|--------------------------|
| Ø price 5 days Ø volume 5 days (pcs.) | 63.5714 EUR (0) |
| Ø price 30 days Ø volume 30 days (pcs.) | 59.4956 EUR (0) |
| Ø price 100 days Ø volume 100 days (pcs.) | 61.6484 EUR (0) |
| Ø price 250 days Ø volume 250 days (pcs.) | - EUR (-) |
| YTD High date | 67.1831 EUR (2024/01/26) |
| YTD Low date | 54.9759 EUR (2024/02/29) |
| 52 Weeks High date | - EUR (-) |
| 52 Weeks Low date | - EUR (-) |

Recent Research

| on underlying | on sector | on market | |
|---------------|---|---------------------------|---|
| Date | | Headline | Download |
| 2023/10/27 |  | Global Equity Ratings |  |
| 2023/10/27 |  | Aktienempfehlungen Global |  |
| 2023/09/29 |  | Global Equity Ratings |  |
| 2023/09/29 |  | Aktienempfehlungen Global |  |
| 2023/09/08 |  | Global Equity Ratings |  |