

# AMADEUS IT GROUP S.A. FUTURE (AI3F) - EUX/202409

2024/05/15 18:23:24

Price  
**64.9359** EUR

Difference  0.52% (0.34)

### General attributes

Symbol	AI3FU24
Exchange	Eurex
Currency	EUR
Security type	Future
Underlying	AMADEUS IT GROUP SA
Maturity	09-2024
Contract size	100

### Market data

Bid (Bid size)	- EUR (-)
Ask (Ask size)	- EUR (-)
Open	64.9359 EUR
High	64.9359 EUR
Low	64.9359 EUR
Close (prev. day)	64.5981 EUR
Underlying	AMADEUS IT GROUP SA
Underlying price (date)	64.66 (24/05/15)
Settlement price (date)	64.94 (24/05/15)
Open Interest	0

### Performance and Risk

	6m	1y	3y
Perf (%)	+2.82%	-	-
Perf (abs.)	+1.78	-	-
Beta	-	-	-
Volatility	21.90	-	-

### Futures and Options

Related Futures	-
Related Options	-

5y












Information about previous performance does not guarantee future performance.  
Source: FactSet

### Price data

Ø price 5 days   Ø volume 5 days (pcs.)	63.5714 EUR (0)
Ø price 30 days   Ø volume 30 days (pcs.)	59.4956 EUR (0)
Ø price 100 days   Ø volume 100 days (pcs.)	61.6484 EUR (0)
Ø price 250 days   Ø volume 250 days (pcs.)	- EUR (-)
YTD High   date	67.1831 EUR (2024/01/26)
YTD Low   date	54.9759 EUR (2024/02/29)
52 Weeks High   date	- EUR (-)
52 Weeks Low   date	- EUR (-)

### Recent Research

on underlying	on sector	on market	
Date		Headline	Download
2023/10/27		Global Equity Ratings	
2023/10/27		Aktienempfehlungen Global	
2023/09/29		Global Equity Ratings	
2023/09/29		Aktienempfehlungen Global	
2023/09/08		Global Equity Ratings	