

AMADEUS IT GROUP S.A. FUTURE (AI3F) - EUX/202409

2024/04/29 18:32:35

Price
59.7688 EUR

Difference  **-0.35% (-0.21)**

General attributes

Symbol	AI3FU24
Exchange	Eurex
Currency	EUR
Security type	Future
Underlying	AMADEUS IT GROUP SA
Maturity	09-2024
Contract size	100

Market data

Bid (Bid size)	- EUR (-)
Ask (Ask size)	- EUR (-)
Open	59.7688 EUR
High	59.7688 EUR
Low	59.7688 EUR
Close (prev. day)	59.9762 EUR
Underlying	AMADEUS IT GROUP SA
Underlying price (date)	59.46 (24/04/29)
Settlement price (date)	59.77 (24/04/29)
Open Interest	0

Performance and Risk

	6m	1y	3y
Perf (%)	+9.99%	-	-
Perf (abs.)	+5.43	-	-
Beta	-	-	-
Volatility	22.62	-	-

Futures and Options

Related Futures	-
Related Options	-












Information about previous performance does not guarantee future performance.
 Source: FactSet

Price data

Ø price 5 days Ø volume 5 days (pcs.)	59.6908 EUR (0)
Ø price 30 days Ø volume 30 days (pcs.)	58.3893 EUR (0)
Ø price 100 days Ø volume 100 days (pcs.)	62.1495 EUR (0)
Ø price 250 days Ø volume 250 days (pcs.)	- EUR (-)
YTD High date	67.1831 EUR (2024/01/26)
YTD Low date	54.9759 EUR (2024/02/29)
52 Weeks High date	- EUR (-)
52 Weeks Low date	- EUR (-)

Recent Research

on underlying on sector on market			
Date		Headline	Download
2023/10/27		Global Equity Ratings	
2023/10/27		Aktienempfehlungen Global	
2023/09/29		Global Equity Ratings	
2023/09/29		Aktienempfehlungen Global	
2023/09/08		Global Equity Ratings	