

# AMADEUS IT GROUP S.A. FUTURE (AI3F) - EUX/202409

2024/04/26 18:30:47

Price  
**59.9762** EUR

Difference  0.74% (0.44)

### General attributes

Symbol	AI3FU24
Exchange	Eurex
Currency	EUR
Security type	Future
Underlying	AMADEUS IT GROUP SA
Maturity	09-2024
Contract size	100

### Market data

Bid (Bid size)	- EUR (-)
Ask (Ask size)	- EUR (-)
Open	59.9762 EUR
High	59.9762 EUR
Low	59.9762 EUR
Close (prev. day)	59.5341 EUR
Underlying	AMADEUS IT GROUP SA
Underlying price (date)	59.64 (24/04/26)
Settlement price (date)	59.98 (24/04/26)
Open Interest	0

### Performance and Risk

	6m	1y	3y
Perf (%)	+10.85%	-	-
Perf (abs.)	+5.87	-	-
Beta	-	-	-
Volatility	22.61	-	-

### Futures and Options

Related Futures	-
Related Options	-

5y












Information about previous performance does not guarantee future performance.  
Source: FactSet

### Price data

Ø price 5 days   Ø volume 5 days (pcs.)	59.3519 EUR (0)
Ø price 30 days   Ø volume 30 days (pcs.)	58.3417 EUR (0)
Ø price 100 days   Ø volume 100 days (pcs.)	62.2069 EUR (0)
Ø price 250 days   Ø volume 250 days (pcs.)	- EUR (-)
YTD High   date	67.1831 EUR (2024/01/26)
YTD Low   date	54.9759 EUR (2024/02/29)
52 Weeks High   date	- EUR (-)
52 Weeks Low   date	- EUR (-)

### Recent Research

on underlying	on sector	on market	
Date		Headline	Download
2023/10/27		Global Equity Ratings	
2023/10/27		Aktienempfehlungen Global	
2023/09/29		Global Equity Ratings	
2023/09/29		Aktienempfehlungen Global	
2023/09/08		Global Equity Ratings	