

# BIC S.A. FUTURE (BIFI) - EUX/202409

2024/07/26 18:34:58

Price  
**58.0577** EUR

Difference  0.51% (0.30)

### General attributes

Symbol	BIFIU24
Exchange	Eurex
Currency	EUR
Security type	Future
Underlying	SOCIETE BIC S.A.
Maturity	09-2024
Contract size	100

### Market data

Bid (Bid size)	- EUR (-)
Ask (Ask size)	- EUR (-)
Open	58.0577 EUR
High	58.0577 EUR
Low	58.0577 EUR
Close (prev. day)	57.7622 EUR
Underlying	SOCIETE BIC S.A.
Underlying price (date)	57.70 (24/07/26)
Settlement price (date)	58.06 (24/07/26)
Open Interest	0

### Performance and Risk

	6m	1y	3y
Perf (%)	-10.53%	-	-
Perf (abs.)	-6.83	-	-
Beta	-	-	-
Volatility	29.57	-	-

### Futures and Options

Related Futures	-
Related Options	-

5y












Information about previous performance does not guarantee future performance.  
Source: FactSet

### Price data

Ø price 5 days   Ø volume 5 days (pcs.)	57.8290 EUR (0)
Ø price 30 days   Ø volume 30 days (pcs.)	57.8920 EUR (0)
Ø price 100 days   Ø volume 100 days (pcs.)	62.7170 EUR (0)
Ø price 250 days   Ø volume 250 days (pcs.)	- EUR (-)
YTD High   date	68.8693 EUR (2024/06/05)
YTD Low   date	55.5122 EUR (2024/06/28)
52 Weeks High   date	- EUR (-)
52 Weeks Low   date	- EUR (-)

### Recent Research

on sector	on market	Date	Headline	Download
		2024/07/26	 Equity Weekly	
		2024/07/24	 Global Equity Ratings	
		2024/07/24	 Aktienempfehlungen Global	
		2024/07/15	 Aktienempfehlungen Global	
		2024/07/12	 Equity Weekly	