


ALIBABA GROUP HOLDING LTD. FUTURE (BABF) - EUX/202409

2024/08/14 18:36:08

Price
80.2058 USD

Difference  **-1.40% (-1.14)**

General attributes

Symbol: BABFU24
 Exchange: Eurex
 Currency: USD
 Security type: Future
 Underlying: ALIBABA GROUP HOLDING LTD. SP. ADR
 Maturity: 09-2024
 Contract size: 100

Market data

Bid (Bid size): - USD (-)
 Ask (Ask size): - USD (-)
 Open: 80.2058 USD
 High: 80.2058 USD
 Low: 80.2058 USD
 Close (prev. day): 81.346 USD
 Underlying: ALIBABA GROUP HOLDING LTD. SP. ADR

Underlying price (date): 79.47 (24/08/14)
 Settlement price (date): 80.21 (24/08/14)
 Open Interest: 0

Performance and Risk

	6m	1y	3y
Perf (%)	+6.49%	-	-
Perf (abs.)	+4.89	-	-
Beta	-	-	-
Volatility	32.57	-	-

Futures and Options

Related Futures: -
 Related Options: -












Information about previous performance does not guarantee future performance.
 Source: FactSet

Price data

Ø price 5 days Ø volume 5 days (pcs.)	80.8108 USD (0)
Ø price 30 days Ø volume 30 days (pcs.)	78.1239 USD (0)
Ø price 100 days Ø volume 100 days (pcs.)	77.6043 USD (0)
Ø price 250 days Ø volume 250 days (pcs.)	80.5273 USD (0)
YTD High date	89.0243 USD (2024/05/17)
YTD Low date	69.9929 USD (2024/01/19)
52 Weeks High date	- USD (-)
52 Weeks Low date	- USD (-)

Recent Research

on underlying		on sector	
Date		Headline	Download
2024/08/12		Global Equity Ratings	
2024/08/12		Aktienempfehlungen Global	
2024/07/24		Global Equity Ratings	
2024/07/24		Aktienempfehlungen Global	
2024/07/15		Aktienempfehlungen Global	