

ALIBABA GROUP HOLDING LTD. FUTURE (BABF) - EUX/202409

2024/07/15 18:40:45

Price
79.3713 USD
Difference  **-1.63% (-1.31)**

General attributes

Symbol BABFU24
Exchange Eurex
Currency USD
Security type Future
Underlying ALIBABA GROUP HOLDING LTD. SP. ADR
Maturity 09-2024
Contract size 100

Market data

Bid (Bid size) - USD (-)
Ask (Ask size) - USD (-)
Open 79.3713 USD
High 79.3713 USD
Low 79.3713 USD
Close (prev. day) 80.6844 USD
Underlying ALIBABA GROUP HOLDING LTD. SP. ADR
Underlying price (date) 78.0215 (24/07/16)
Settlement price (date) 79.37 (24/07/15)
Open Interest 0

Performance and Risk

	6m	1y	3y
Perf (%)	+5.46%	-	-
Perf (abs.)	+4.11	-	-
Beta	-	-	-
Volatility	36.45	-	-

Futures and Options

Related Futures -
Related Options -

5y












Information about previous performance does not guarantee future performance.
 Source: FactSet

Price data

Ø price 5 days | Ø volume 5 days (pcs.) 78.4427 USD (0)
Ø price 30 days | Ø volume 30 days (pcs.) 76.4145 USD (0)
Ø price 100 days | Ø volume 100 days (pcs.) 77.2026 USD (0)
Ø price 250 days | Ø volume 250 days (pcs.) - USD (-)
YTD High | date 89.0243 USD (2024/05/17)
YTD Low | date 69.9929 USD (2024/01/19)
52 Weeks High | date - USD (-)
52 Weeks Low | date - USD (-)

Recent Research

on underlying		on sector	
Date		Headline	Download
2024/07/15		Aktienempfehlungen Global	
2024/07/12		Global Equity Ratings	
2024/06/21		Global Equity Ratings	
2024/06/21		Aktienempfehlungen Global	
2024/06/14		Global Equity Ratings	