

GEBERIT AG FUTURE (GBRI) - EUX/202409

2024/04/30 18:39:20

Price
496.2858 CHF

Difference  -1.02% (-5.12)

General attributes

Symbol	GBRIU24
Exchange	Eurex
Currency	CHF
Security type	Future
Underlying	GEBERIT AG
Maturity	09-2024
Contract size	100

Market data

Bid (Bid size)	- CHF (-)
Ask (Ask size)	- CHF (-)
Open	496.2858 CHF
High	496.2858 CHF
Low	496.2858 CHF
Close (prev. day)	501.4014 CHF
Underlying	GEBERIT AG
Underlying price (date)	493.60 (24/04/30)
Settlement price (date)	496.29 (24/04/30)
Open Interest	0

Performance and Risk

	6m	1y	3y
Perf (%)	+19.60%	-	-
Perf (abs.)	+81.34	-	-
Beta	-	-	-
Volatility	25.89	-	-

Futures and Options

Related Futures	-
Related Options	-

5y












Information about previous performance does not guarantee future performance.
Source: FactSet

Price data

Ø price 5 days Ø volume 5 days (pcs.)	494.8487 CHF (0)
Ø price 30 days Ø volume 30 days (pcs.)	508.6380 CHF (0)
Ø price 100 days Ø volume 100 days (pcs.)	508.8721 CHF (0)
Ø price 250 days Ø volume 250 days (pcs.)	- CHF (-)
YTD High date	538.9447 CHF (2024/03/21)
YTD Low date	481.0832 CHF (2024/01/18)
52 Weeks High date	- CHF (-)
52 Weeks Low date	- CHF (-)

Recent Research

on underlying	on sector	on market	
Date		Headline	Download
2022/12/19		Global Equity Ratings	
2022/12/19		Aktienempfehlungen Global	
2022/11/28		Global Equity Ratings	
2022/11/28		Aktienempfehlungen Global	
2022/11/18		Global Equity Ratings	