

CISCO SYSTEMS INC. FUTURE (CSCF) - EUX/202409

2024/05/29 18:45:02

Price
46.6652 USD
 Difference  -1.10% (-0.52)

General attributes

Symbol	CSCFU24
Exchange	Eurex
Currency	USD
Security type	Future
Underlying	CISCO SYSTEMS INC
Maturity	09-2024
Contract size	100

Market data

Bid (Bid size)	- USD (-)
Ask (Ask size)	- USD (-)
Open	46.6652 USD
High	46.6652 USD
Low	46.6652 USD
Close (prev. day)	47.1842 USD
Underlying	CISCO SYSTEMS INC
Underlying price (date)	46.075 (24/05/29)
Settlement price (date)	46.67 (24/05/29)
Open Interest	0

Performance and Risk

	6m	1y	3y
Perf (%)	-5.02%	-	-
Perf (abs.)	-2.47	-	-
Beta	-	-	-
Volatility	15.27	-	-

Futures and Options

Related Futures	-
Related Options	-












Information about previous performance does not guarantee future performance.
 Source: FactSet

Price data

Ø price 5 days Ø volume 5 days (pcs.)	47.1435 USD (0)
Ø price 30 days Ø volume 30 days (pcs.)	48.2278 USD (0)
Ø price 100 days Ø volume 100 days (pcs.)	49.8259 USD (0)
Ø price 250 days Ø volume 250 days (pcs.)	- USD (-)
YTD High date	53.4532 USD (2024/01/25)
YTD Low date	46.6652 USD (2024/05/29)
52 Weeks High date	- USD (-)
52 Weeks Low date	- USD (-)

Recent Research

on underlying	on sector	on market	
Date		Headline	Download
2024/05/29		Global Equity Ratings	
2024/05/29		Aktienempfehlungen Global	
2024/04/26		Global Equity Ratings	
2024/04/26		Aktienempfehlungen Global	
2024/04/03		Global Equity Ratings	