

CISCO SYSTEMS INC. FUTURE (CSCF) - EUX/202409

2024/04/30 18:39:06

Price
47.7747 USD

Difference  **-1.57% (-0.76)**

General attributes

Symbol: CSCFU24
 Exchange: Eurex
 Currency: USD
 Security type: Future
 Underlying: CISCO SYSTEMS INC
 Maturity: 09-2024
 Contract size: 100

Market data

Bid (Bid size): - USD (-)
 Ask (Ask size): - USD (-)
 Open: 47.7747 USD
 High: 47.7747 USD
 Low: 47.7747 USD
 Close (prev. day): 48.5361 USD
 Underlying: CISCO SYSTEMS INC
 Underlying price (date): 46.98 (24/04/30)
 Settlement price (date): 47.77 (24/04/30)
 Open Interest: 0

Performance and Risk

	6m	1y	3y
Perf (%)	-9.44%	-	-
Perf (abs.)	-4.98	-	-
Beta	-	-	-
Volatility	23.82	-	-

Futures and Options

Related Futures: -
 Related Options: -












Information about previous performance does not guarantee future performance.
 Source: FactSet

Price data

Ø price 5 days | Ø volume 5 days (pcs.): 48.4691 USD (0)
 Ø price 30 days | Ø volume 30 days (pcs.): 49.5008 USD (0)
 Ø price 100 days | Ø volume 100 days (pcs.): 50.3567 USD (0)
 Ø price 250 days | Ø volume 250 days (pcs.): - USD (-)
 YTD High | date: 53.4532 USD (2024/01/25)
 YTD Low | date: 47.7747 USD (2024/04/30)
 52 Weeks High | date: - USD (-)
 52 Weeks Low | date: - USD (-)

Recent Research

on underlying on sector on market			
Date		Headline	Download
2024/04/26		Global Equity Ratings	
2024/04/26		Aktienempfehlungen Global	
2024/04/03		Global Equity Ratings	
2024/04/03		Aktienempfehlungen Global	
2024/03/13		Global Equity Ratings	