

VODAFONE GROUP PLC FUTURE (VODH) - EUX/202409

2024/05/08 18:35:40

Price
65.0638 GBP

Difference  -0.61% (-0.40)

General attributes

Symbol	VODHU24
Exchange	Eurex
Currency	GBP
Security type	Future
Underlying	VODAFONE GROUP PLC
Maturity	09-2024
Contract size	1,000

Market data

Bid (Bid size)	- GBP (-)
Ask (Ask size)	- GBP (-)
Open	65.0638 GBP
High	65.0638 GBP
Low	65.0638 GBP
Close (prev. day)	65.4658 GBP
Underlying	VODAFONE GROUP PLC
Underlying price (date)	67.54 (24/05/08)
Settlement price (date)	65.06 (24/05/08)
Open Interest	0

Performance and Risk

	6m	1y	3y
Perf (%)	-12.54%	-	-
Perf (abs.)	-9.33	-	-
Beta	-	-	-
Volatility	28.37	-	-

Futures and Options

Related Futures	-
Related Options	-

5y












Information about previous performance does not guarantee future performance.
Source: FactSet

Price data

Ø price 5 days Ø volume 5 days (pcs.)	65.6060 GBP (0)
Ø price 30 days Ø volume 30 days (pcs.)	66.1892 GBP (0)
Ø price 100 days Ø volume 100 days (pcs.)	67.0534 GBP (0)
Ø price 250 days Ø volume 250 days (pcs.)	- GBP (-)
YTD High date	70.9747 GBP (2024/01/26)
YTD Low date	62.8044 GBP (2024/02/09)
52 Weeks High date	- GBP (-)
52 Weeks Low date	- GBP (-)

Recent Research

on underlying		on sector	
Date	Headline	Download	
2022/12/19	 Global Equity Ratings		
2022/12/19	 Aktienempfehlungen Global		
2022/11/28	 Global Equity Ratings		
2022/11/28	 Aktienempfehlungen Global		
2022/11/18	 Global Equity Ratings	