

# BEIERSDORF AG FUTURE (BEIG) - EUX/202409

2024/07/29 18:35:09

**Price**  
**136.1866** EUR

**Difference**  **-1.03% (-1.41)**

### General attributes

Symbol	BEIGU24
Exchange	Eurex
Currency	EUR
Security type	Future
Underlying	BEIERSDORF AG
Maturity	09-2024
Contract size	100

### Market data

Bid (Bid size)	- EUR (-)
Ask (Ask size)	- EUR (-)
Open	136.1866 EUR
High	136.1866 EUR
Low	136.1866 EUR
Close (prev. day)	137.5977 EUR
Underlying	BEIERSDORF AG
Underlying price (date)	136.10 (24/07/30)
Settlement price (date)	136.19 (24/07/29)
Open Interest	85

### Performance and Risk

	6m	1y	3y
Perf (%)	-1.51%	-	-
Perf (abs.)	-2.09	-	-
Beta	-	-	-
Volatility	15.65	-	-

### Futures and Options

Related Futures	-
Related Options	-












5y

Information about previous performance does not guarantee future performance.  
Source: FactSet

### Price data

Ø price 5 days   Ø volume 5 days (pcs.)	136.8406 EUR (0)
Ø price 30 days   Ø volume 30 days (pcs.)	139.0370 EUR (0)
Ø price 100 days   Ø volume 100 days (pcs.)	140.4695 EUR (1)
Ø price 250 days   Ø volume 250 days (pcs.)	- EUR (-)
YTD High   date	149.3307 EUR (2024/05/10)
YTD Low   date	130.6634 EUR (2024/04/09)
52 Weeks High   date	- EUR (-)
52 Weeks Low   date	- EUR (-)

### Recent Research

on underlying	on sector	on market	
Date		Headline	Download
2024/07/24		Global Equity Ratings	
2024/07/24		Aktienempfehlungen Global	
2024/07/15		Aktienempfehlungen Global	
2024/07/12		Global Equity Ratings	
2024/06/21		Global Equity Ratings	