

BEIERSDORF AG FUTURE (BEIG) - EUX/202409

2024/07/11 19:04:05

Price
138.7327 EUR

Difference  -0.55% (-0.77)

General attributes

Symbol	BEIGU24
Exchange	Eurex
Currency	EUR
Security type	Future
Underlying	BEIERSDORF AG
Maturity	09-2024
Contract size	100

Market data

Bid (Bid size)	- EUR (-)
Ask (Ask size)	- EUR (-)
Open	138.7327 EUR
High	138.7327 EUR
Low	138.7327 EUR
Close (prev. day)	139.504 EUR
Underlying	BEIERSDORF AG
Underlying price (date)	137.65 (24/07/11)
Settlement price (date)	138.73 (24/07/11)
Open Interest	85

Performance and Risk

	6m	1y	3y
Perf (%)	-1.72%	-	-
Perf (abs.)	-2.43	-	-
Beta	-	-	-
Volatility	15.99	-	-

Futures and Options

Related Futures	-
Related Options	-












5y

Information about previous performance does not guarantee future performance.
Source: FactSet

Price data

Ø price 5 days Ø volume 5 days (pcs.)	138.7290 EUR (0)
Ø price 30 days Ø volume 30 days (pcs.)	142.5451 EUR (3)
Ø price 100 days Ø volume 100 days (pcs.)	140.6075 EUR (1)
Ø price 250 days Ø volume 250 days (pcs.)	- EUR (-)
YTD High date	149.3307 EUR (2024/05/10)
YTD Low date	130.6634 EUR (2024/04/09)
52 Weeks High date	- EUR (-)
52 Weeks Low date	- EUR (-)

Recent Research

on underlying	on sector	on market	
Date		Headline	Download
2024/06/21		Global Equity Ratings	
2024/06/21		Aktienempfehlungen Global	
2024/06/14		Global Equity Ratings	
2024/06/14		Aktienempfehlungen Global	
2024/05/29		Global Equity Ratings	