

AMGEN INC. FUTURE (AMGF) - EUX/202409

2024/06/10 18:32:09

Price
304.9143 USD

Difference  **-1.54% (-4.76)**

General attributes

Symbol	AMGFU24
Exchange	Eurex
Currency	USD
Security type	Future
Underlying	AMGEN INC.
Maturity	09-2024
Contract size	100

Market data

Bid (Bid size)	- USD (-)
Ask (Ask size)	- USD (-)
Open	304.9143 USD
High	304.9143 USD
Low	304.9143 USD
Close (prev. day)	309.6783 USD
Underlying	AMGEN INC.
Underlying price (date)	300.44 (24/06/11)
Settlement price (date)	304.91 (24/06/10)
Open Interest	0

Performance and Risk

	6m	1y	3y
Perf (%)	+10.60%	-	-
Perf (abs.)	+29.22	-	-
Beta	-	-	-
Volatility	29.54	-	-

Futures and Options

Related Futures	-
Related Options	-












Information about previous performance does not guarantee future performance.
Source: FactSet

Price data

Ø price 5 days Ø volume 5 days (pcs.)	310.2080 USD (0)
Ø price 30 days Ø volume 30 days (pcs.)	307.1531 USD (0)
Ø price 100 days Ø volume 100 days (pcs.)	293.7225 USD (0)
Ø price 250 days Ø volume 250 days (pcs.)	- USD (-)
YTD High date	326.7726 USD (2024/02/02)
YTD Low date	265.6179 USD (2024/04/17)
52 Weeks High date	- USD (-)
52 Weeks Low date	- USD (-)

Recent Research

on underlying	on sector	on market	
Date		Headline	Download
2024/05/29		Global Equity Ratings	
2024/05/29		Aktienempfehlungen Global	
2024/04/26		Global Equity Ratings	
2024/04/26		Aktienempfehlungen Global	
2024/04/03		Global Equity Ratings	