

# COSTCO WHOLESALE CORP. FUTURE (COSF) - EUX/202409

2024/09/17 18:45:48

Price  
**903.6547** USD

Difference  -0.37% (-3.39)

### General attributes

Symbol	COSFU24
Exchange	Eurex
Currency	USD
Security type	Future
Underlying	COSTCO WHOLESALE
Maturity	09-2024
Contract size	100

### Market data

Bid (Bid size)	- USD (-)
Ask (Ask size)	- USD (-)
Open	903.6547 USD
High	903.6547 USD
Low	903.6547 USD
Close (prev. day)	907.0459 USD
Underlying	COSTCO WHOLESALE
Underlying price (date)	897.27 (24/09/17)
Settlement price (date)	903.65 (24/09/17)
Open Interest	0

### Performance and Risk

	6m	1y	3y
Perf (%)	+21.87%	+54.12%	-
Perf (abs.)	+162.77	+318.50	-
Beta	-	-	-
Volatility	18.33	18.95	-

### Futures and Options

Related Futures	-
Related Options	-












Information about previous performance does not guarantee future performance.  
Source: FactSet

### Price data

Ø price 5 days   Ø volume 5 days (pcs.)	904.1988 USD (0)
Ø price 30 days   Ø volume 30 days (pcs.)	880.8526 USD (0)
Ø price 100 days   Ø volume 100 days (pcs.)	848.7712 USD (0)
Ø price 250 days   Ø volume 250 days (pcs.)	747.1813 USD (0)
YTD High   date	918.9059 USD (2024/09/13)
YTD Low   date	667.3802 USD (2024/01/04)
52 Weeks High   date	918.9059 USD (2024/09/13)
52 Weeks Low   date	569.0135 USD (2023/10/27)

### Recent Research

on sector		on market	
Date		Headline	Download
2024/09/11		Global Equity Ratings	
2024/09/11		Aktienempfehlungen Global	
2024/09/05		Global Equity Ratings	
2024/09/05		Aktienempfehlungen Global	
2024/08/12		Global Equity Ratings	