

SOUTHERN CO., THE FUTURE (SOFF) - EUX/202409

2024/08/16 19:02:01

Price
87.1516 USD

Difference  0.65% (0.56)

General attributes

Symbol	SOFFU24
Exchange	Eurex
Currency	USD
Security type	Future
Underlying	SOUTHERN CO.
Maturity	09-2024
Contract size	100

Market data

Bid (Bid size)	- USD (-)
Ask (Ask size)	- USD (-)
Open	87.1516 USD
High	87.1516 USD
Low	87.1516 USD
Close (prev. day)	86.5876 USD
Underlying	SOUTHERN CO.
Underlying price (date)	87.65 (24/08/16)
Settlement price (date)	87.15 (24/08/16)
Open Interest	0

Performance and Risk

	6m	1y	3y
Perf (%)	+28.44%	-	-
Perf (abs.)	+19.17	-	-
Beta	-	-	-
Volatility	15.41	-	-

Futures and Options

Related Futures	-
Related Options	-

5y












Information about previous performance does not guarantee future performance.
Source: FactSet

Price data

Ø price 5 days Ø volume 5 days (pcs.)	86.8909 USD (0)
Ø price 30 days Ø volume 30 days (pcs.)	83.1680 USD (0)
Ø price 100 days Ø volume 100 days (pcs.)	78.2563 USD (0)
Ø price 250 days Ø volume 250 days (pcs.)	72.8829 USD (0)
YTD High date	88.2905 USD (2024/08/05)
YTD Low date	66.2356 USD (2024/02/28)
52 Weeks High date	- USD (-)
52 Weeks Low date	- USD (-)

Recent Research

on underlying	on sector	on market	
Date		Headline	Download
2024/08/12		Global Equity Ratings	
2024/08/12		Aktienempfehlungen Global	
2024/07/24		Global Equity Ratings	
2024/07/24		Aktienempfehlungen Global	
2024/07/15		Aktienempfehlungen Global	