

LOWE'S COMPANIES INC. FUTURE (LOWF) - EUX/202409

2024/08/20 18:50:51

Price
242.8653 USD
 Difference  -0.53% (-1.30)

General attributes

Symbol	LOWFU24
Exchange	Eurex
Currency	USD
Security type	Future
Underlying	LOWES COMPANIES INC.
Maturity	09-2024
Contract size	100

Market data

Bid (Bid size)	- USD (-)
Ask (Ask size)	- USD (-)
Open	242.8653 USD
High	242.8653 USD
Low	242.8653 USD
Close (prev. day)	244.1641 USD
Underlying	LOWES COMPANIES INC.
Underlying price (date)	240.33 (24/08/20)
Settlement price (date)	242.87 (24/08/20)
Open Interest	0

Performance and Risk

	6m	1y	3y
Perf (%)	+5.29%	-	-
Perf (abs.)	+12.20	-	-
Beta	-	-	-
Volatility	22.77	-	-

Futures and Options

Related Futures	-
Related Options	-

5y












Information about previous performance does not guarantee future performance.
 Source: FactSet

Price data

Ø price 5 days Ø volume 5 days (pcs.)	241.6232 USD (0)
Ø price 30 days Ø volume 30 days (pcs.)	238.9805 USD (0)
Ø price 100 days Ø volume 100 days (pcs.)	232.1831 USD (0)
Ø price 250 days Ø volume 250 days (pcs.)	226.7546 USD (0)
YTD High date	265.2959 USD (2024/03/21)
YTD Low date	214.6155 USD (2024/07/02)
52 Weeks High date	- USD (-)
52 Weeks Low date	- USD (-)

Recent Research

on sector		on market	
Date		Headline	Download
2024/08/12		Global Equity Ratings	
2024/08/12		Aktienempfehlungen Global	
2024/07/24		Global Equity Ratings	
2024/07/24		Aktienempfehlungen Global	
2024/07/15		Aktienempfehlungen Global	