

# NEXTERA ENERGY INC. FUTURE (FPLF) - EUX/202409

2024/08/15 18:48:02

**Price**  
**77.2771** USD

**Difference**  **-0.91% (-0.71)**

### General attributes

Symbol	FPLFU24
Exchange	Eurex
Currency	USD
Security type	Future
Underlying	NEXTERA ENERGY INC.
Maturity	09-2024
Contract size	100

### Market data

Bid (Bid size)	- USD (-)
Ask (Ask size)	- USD (-)
Open	77.2771 USD
High	77.2771 USD
Low	77.2771 USD
Close (prev. day)	77.9891 USD
Underlying	NEXTERA ENERGY INC.
Underlying price (date)	78.355 (24/08/16)
Settlement price (date)	77.28 (24/08/15)
Open Interest	0

### Performance and Risk

	6m	1y	3y
Perf (%)	+34.85%	-	-
Perf (abs.)	+19.97	-	-
Beta	-	-	-
Volatility	27.07	-	-

### Futures and Options

Related Futures	-
Related Options	-












5y

Information about previous performance does not guarantee future performance.  
Source: FactSet

### Price data

Ø price 5 days   Ø volume 5 days (pcs.)	77.4970 USD (0)
Ø price 30 days   Ø volume 30 days (pcs.)	75.0065 USD (0)
Ø price 100 days   Ø volume 100 days (pcs.)	72.3393 USD (0)
Ø price 250 days   Ø volume 250 days (pcs.)	65.1485 USD (0)
YTD High   date	79.6883 USD (2024/06/03)
YTD Low   date	55.0693 USD (2024/03/04)
52 Weeks High   date	- USD (-)
52 Weeks Low   date	- USD (-)

### Recent Research

on underlying	on sector	on market	
Date		Headline	Download
2024/08/12		Global Equity Ratings	
2024/08/12		Aktienempfehlungen Global	
2024/07/24		Global Equity Ratings	
2024/07/24		Aktienempfehlungen Global	
2024/07/15		Aktienempfehlungen Global	