


NEXTERA ENERGY INC. FUTURE (FPLF) - EUX/202409

2024/07/16 18:50:20

Price
71.6122 USD

Difference  **-1.18% (-0.86)**

General attributes

Symbol: FPLFU24
 Exchange: Eurex
 Currency: USD
 Security type: Future
 Underlying: NEXTERA ENERGY INC.
 Maturity: 09-2024
 Contract size: 100

Market data

Bid (Bid size): - USD (-)
 Ask (Ask size): - USD (-)
 Open: 71.6122 USD
 High: 71.6122 USD
 Low: 71.6122 USD
 Close (prev. day): 72.4699 USD
 Underlying: NEXTERA ENERGY INC.
 Underlying price (date): 71.61 (24/07/16)
 Settlement price (date): 71.61 (24/07/16)
 Open Interest: 0

Performance and Risk

	6m	1y	3y
Perf (%)	+16.61%	-	-
Perf (abs.)	+10.32	-	-
Beta	-	-	-
Volatility	28.45	-	-

Futures and Options

Related Futures: -
 Related Options: -












Information about previous performance does not guarantee future performance.
 Source: FactSet

Price data

Ø price 5 days Ø volume 5 days (pcs.)	73.9299 USD (0)
Ø price 30 days Ø volume 30 days (pcs.)	73.6237 USD (0)
Ø price 100 days Ø volume 100 days (pcs.)	68.4428 USD (0)
Ø price 250 days Ø volume 250 days (pcs.)	- USD (-)
YTD High date	79.6883 USD (2024/06/03)
YTD Low date	55.0693 USD (2024/03/04)
52 Weeks High date	- USD (-)
52 Weeks Low date	- USD (-)

Recent Research

on underlying on sector on market			
Date		Headline	Download
2024/07/15		Aktienempfehlungen Global	
2024/07/12		Global Equity Ratings	
2024/06/21		Global Equity Ratings	
2024/06/21		Aktienempfehlungen Global	
2024/06/14		Global Equity Ratings	