

ALPHABET INC. FUTURE (GOAF) - EUX/202409

2024/07/17 18:45:43

Price
182.2279 USD

Difference  -2.95% (-5.54)

General attributes

Symbol	GOAFU24
Exchange	Eurex
Currency	USD
Security type	Future
Underlying	ALPHABET INC A
Maturity	09-2024
Contract size	100

Market data

Bid (Bid size)	- USD (-)
Ask (Ask size)	- USD (-)
Open	182.2279 USD
High	182.2279 USD
Low	182.2279 USD
Close (prev. day)	187.7695 USD
Underlying	ALPHABET INC A
Underlying price (date)	181.02 (24/07/17)
Settlement price (date)	182.23 (24/07/17)
Open Interest	0

Performance and Risk

	6m	1y	3y
Perf (%)	+24.72%	-	-
Perf (abs.)	+36.11	-	-
Beta	-	-	-
Volatility	27.65	-	-

Futures and Options

Related Futures	-
Related Options	-












Information about previous performance does not guarantee future performance.
 Source: FactSet

Price data

Ø price 5 days Ø volume 5 days (pcs.)	186.8133 USD (0)
Ø price 30 days Ø volume 30 days (pcs.)	183.8703 USD (0)
Ø price 100 days Ø volume 100 days (pcs.)	167.7603 USD (0)
Ø price 250 days Ø volume 250 days (pcs.)	- USD (-)
YTD High date	192.2172 USD (2024/07/05)
YTD Low date	135.3443 USD (2024/03/05)
52 Weeks High date	- USD (-)
52 Weeks Low date	- USD (-)

Recent Research

on underlying	on sector	on market	
Date		Headline	Download
2024/07/15		Aktienempfehlungen Global	
2024/07/12		Global Equity Ratings	
2024/06/21		Global Equity Ratings	
2024/06/21		Aktienempfehlungen Global	
2024/06/14		Global Equity Ratings	