


ALPHABET INC. FUTURE (GOAF) - EUX/202409

2024/07/12 19:02:40

Price
187.3664 USD

Difference  **-0.16% (-0.29)**

General attributes

Symbol: GOAFU24
 Exchange: Eurex
 Currency: USD
 Security type: Future
 Underlying: ALPHABET INC A
 Maturity: 09-2024
 Contract size: 100

Market data

Bid (Bid size): - USD (-)
 Ask (Ask size): - USD (-)
 Open: 187.3664 USD
 High: 187.3664 USD
 Low: 187.3664 USD
 Close (prev. day): 187.658 USD
 Underlying: ALPHABET INC A
 Underlying price (date): 185.01 (24/07/12)
 Settlement price (date): 187.37 (24/07/12)
 Open Interest: 0

Performance and Risk

	6m	1y	3y
Perf (%)	+26.66%	-	-
Perf (abs.)	+39.44	-	-
Beta	-	-	-
Volatility	27.43	-	-

Futures and Options

Related Futures: -
 Related Options: -












Information about previous performance does not guarantee future performance.
 Source: FactSet

Price data

Ø price 5 days Ø volume 5 days (pcs.)	190.1571 USD (0)
Ø price 30 days Ø volume 30 days (pcs.)	182.8324 USD (0)
Ø price 100 days Ø volume 100 days (pcs.)	166.6057 USD (0)
Ø price 250 days Ø volume 250 days (pcs.)	- USD (-)
YTD High date	192.2172 USD (2024/07/05)
YTD Low date	135.3443 USD (2024/03/05)
52 Weeks High date	- USD (-)
52 Weeks Low date	- USD (-)

Recent Research

on underlying on sector on market			
Date		Headline	Download
2024/07/12		Global Equity Ratings	
2024/07/12		Aktienempfehlungen Global	
2024/06/21		Global Equity Ratings	
2024/06/21		Aktienempfehlungen Global	
2024/06/14		Global Equity Ratings	