

ALPHABET INC. FUTURE (GOAF) - EUX/202409

2024/07/12 19:02:40

Price
187.3664 USDDifference  -0.16% (-0.29)

General attributes

Symbol	GOAFU24
Exchange	Eurex
Currency	USD
Security type	Future
Underlying	ALPHABET INC A
Maturity	09-2024
Contract size	100

Market data

Bid (Bid size)	- USD (-)
Ask (Ask size)	- USD (-)
Open	187.3664 USD
High	187.3664 USD
Low	187.3664 USD
Close (prev. day)	187.658 USD
Underlying	ALPHABET INC A
Underlying price (date)	185.01 (24/07/12)
Settlement price (date)	187.37 (24/07/12)
Open Interest	0

Performance and Risk

	6m	1y	3y
Perf (%)	+26.66%	-	-
Perf (abs.)	+39.44	-	-
Beta	-	-	-
Volatility	27.43	-	-

Futures and Options

Related Futures	-
Related Options	-

5y












Information about previous performance does not guarantee future performance.
Source: FactSet

Price data

Ø price 5 days Ø volume 5 days (pcs.)	190.1571 USD (0)
Ø price 30 days Ø volume 30 days (pcs.)	182.8324 USD (0)
Ø price 100 days Ø volume 100 days (pcs.)	166.6057 USD (0)
Ø price 250 days Ø volume 250 days (pcs.)	- USD (-)
YTD High date	192.2172 USD (2024/07/05)
YTD Low date	135.3443 USD (2024/03/05)
52 Weeks High date	- USD (-)
52 Weeks Low date	- USD (-)

Recent Research

on underlying	on sector	on market	
Date		Headline	Download
2024/07/12		Global Equity Ratings	
2024/07/12		Aktienempfehlungen Global	
2024/06/21		Global Equity Ratings	
2024/06/21		Aktienempfehlungen Global	
2024/06/14		Global Equity Ratings	