

HSBC HOLDINGS PLC FUTURE (HSBG) - EUX/202409

2024/09/02 18:40:05

Price
667.5484 GBP

Difference  **-0.16% (-1.09)**

General attributes

Symbol	HSBGU24
Exchange	Eurex
Currency	GBP
Security type	Future
Underlying	HSBC HOLDINGS PLC
Maturity	09-2024
Contract size	1,024

Market data

Bid (Bid size)	- GBP (-)
Ask (Ask size)	- GBP (-)
Open	667.5484 GBP
High	667.5484 GBP
Low	667.5484 GBP
Close (prev. day)	668.6376 GBP
Underlying	HSBC HOLDINGS PLC
Underlying price (date)	664.20 (24/09/03)
Settlement price (date)	667.55 (24/09/02)
Open Interest	0

Performance and Risk

	6m	1y	3y
Perf (%)	+13.18%	+14.71%	-
Perf (abs.)	+77.72	+85.58	-
Beta	-	-	-
Volatility	21.95	22.15	-

Futures and Options

Related Futures	-
Related Options	-












Information about previous performance does not guarantee future performance.
Source: FactSet

Price data

Ø price 5 days Ø volume 5 days (pcs.)	664.7787 GBP (0)
Ø price 30 days Ø volume 30 days (pcs.)	655.1927 GBP (0)
Ø price 100 days Ø volume 100 days (pcs.)	675.1499 GBP (0)
Ø price 250 days Ø volume 250 days (pcs.)	631.8955 GBP (0)
YTD High date	718.9494 GBP (2024/05/08)
YTD Low date	566.7871 GBP (2024/01/17)
52 Weeks High date	718.9494 GBP (2024/05/08)
52 Weeks Low date	564.4937 GBP (2023/10/30)

Recent Research

on underlying		on sector	
Date		Headline	Download
2024/08/12		Global Equity Ratings	
2024/08/12		Aktienempfehlungen Global	
2024/07/24		Global Equity Ratings	
2024/07/24		Aktienempfehlungen Global	
2024/07/15		Aktienempfehlungen Global	