

JOHNSON & JOHNSON FUTURE (JNJF) - EUX/202409

2024/05/29 18:45:24

Price
146.0406 USDDifference  -0.35% (-0.51)

General attributes

Symbol	JNJFU24
Exchange	Eurex
Currency	USD
Security type	Future
Underlying	JOHNSON & JOHNSON
Maturity	09-2024
Contract size	100

Market data

Bid (Bid size)	- USD (-)
Ask (Ask size)	- USD (-)
Open	146.0406 USD
High	146.0406 USD
Low	146.0406 USD
Close (prev. day)	146.5471 USD
Underlying	JOHNSON & JOHNSON
Underlying price (date)	144.44 (24/05/29)
Settlement price (date)	146.04 (24/05/29)
Open Interest	0

Performance and Risk

	6m	1y	3y
Perf (%)	-5.72%	-	-
Perf (abs.)	-8.87	-	-
Beta	-	-	-
Volatility	14.33	-	-

Futures and Options

Related Futures	-
Related Options	-












5y

Information about previous performance does not guarantee future performance.
Source: FactSet

Price data

Ø price 5 days Ø volume 5 days (pcs.)	148.7433 USD (0)
Ø price 30 days Ø volume 30 days (pcs.)	149.6558 USD (0)
Ø price 100 days Ø volume 100 days (pcs.)	156.7637 USD (0)
Ø price 250 days Ø volume 250 days (pcs.)	- USD (-)
YTD High date	165.0409 USD (2024/03/01)
YTD Low date	145.1547 USD (2024/04/17)
52 Weeks High date	- USD (-)
52 Weeks Low date	- USD (-)

Recent Research

on underlying on sector on market			
Date		Headline	Download
2024/05/29		Global Equity Ratings	
2024/05/29		Aktienempfehlungen Global	
2024/04/26		Global Equity Ratings	
2024/04/26		Aktienempfehlungen Global	
2024/04/03		Global Equity Ratings	