

NETFLIX INC. FUTURE (NTFF) - EUX/202409

2024/07/17 18:46:04

Price
650.6632 USD

Difference  **-1.52% (-10.01)**

General attributes

Symbol	NTFFU24
Exchange	Eurex
Currency	USD
Security type	Future
Underlying	NETFLIX INC
Maturity	09-2024
Contract size	100

Market data

Bid (Bid size)	- USD (-)
Ask (Ask size)	- USD (-)
Open	650.6632 USD
High	650.6632 USD
Low	650.6632 USD
Close (prev. day)	660.6746 USD
Underlying	NETFLIX INC
Underlying price (date)	648.87 (24/07/17)
Settlement price (date)	650.66 (24/07/17)
Open Interest	0

Performance and Risk

	6m	1y	3y
Perf (%)	+31.57%	-	-
Perf (abs.)	+158.51	-	-
Beta	-	-	-
Volatility	31.74	-	-

Futures and Options

Related Futures	-
Related Options	-

5y












Information about previous performance does not guarantee future performance.
Source: FactSet

Price data

Ø price 5 days Ø volume 5 days (pcs.)	667.8060 USD (0)
Ø price 30 days Ø volume 30 days (pcs.)	678.0216 USD (0)
Ø price 100 days Ø volume 100 days (pcs.)	641.3005 USD (0)
Ø price 250 days Ø volume 250 days (pcs.)	- USD (-)
YTD High date	705.0368 USD (2024/07/05)
YTD Low date	489.2385 USD (2024/01/03)
52 Weeks High date	- USD (-)
52 Weeks Low date	- USD (-)

Recent Research

on underlying	on sector	on market	
Date		Headline	Download
2024/07/15		Aktienempfehlungen Global	
2024/07/12		Global Equity Ratings	
2024/06/21		Global Equity Ratings	
2024/06/21		Aktienempfehlungen Global	
2024/06/14		Global Equity Ratings	