

# PEPSICO INC. FUTURE (PEPF) - EUX/202409

2024/07/16 18:50:50

Price  
**163.8015** USD

Difference  -0.72% (-1.19)

### General attributes

Symbol	PEPFU24
Exchange	Eurex
Currency	USD
Security type	Future
Underlying	PEPSICO INC.
Maturity	09-2024
Contract size	100

### Market data

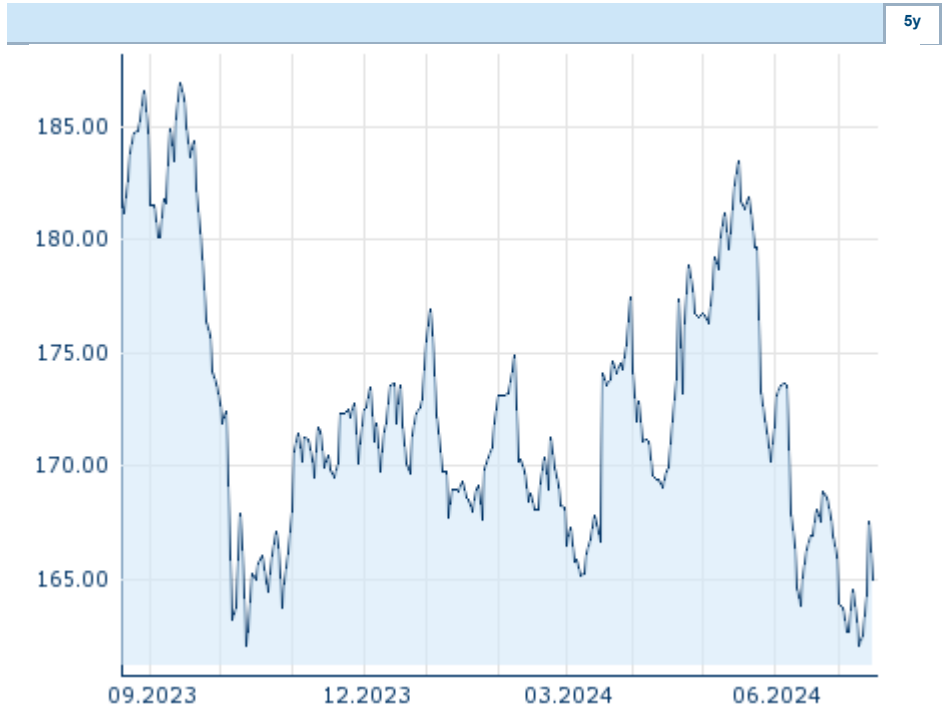
Bid (Bid size)	- USD (-)
Ask (Ask size)	- USD (-)
Open	163.8015 USD
High	163.8015 USD
Low	163.8015 USD
Close (prev. day)	164.9944 USD
Underlying	PEPSICO INC.
Underlying price (date)	164.775 (24/07/16)
Settlement price (date)	163.80 (24/07/16)
Open Interest	0

### Performance and Risk

	6m	1y	3y
Perf (%)	-2.32%	-	-
Perf (abs.)	-3.91	-	-
Beta	-	-	-
Volatility	15.60	-	-

### Futures and Options

Related Futures	-
Related Options	-












Information about previous performance does not guarantee future performance.  
Source: FactSet

### Price data

Ø price 5 days   Ø volume 5 days (pcs.)	164.2665 USD (0)
Ø price 30 days   Ø volume 30 days (pcs.)	166.5937 USD (0)
Ø price 100 days   Ø volume 100 days (pcs.)	171.4407 USD (0)
Ø price 250 days   Ø volume 250 days (pcs.)	- USD (-)
YTD High   date	183.4660 USD (2024/05/17)
YTD Low   date	162.0615 USD (2024/07/09)
52 Weeks High   date	- USD (-)
52 Weeks Low   date	- USD (-)

### Recent Research

on underlying	on sector	on market	
Date		Headline	Download
2024/07/15		Aktienempfehlungen Global	
2024/07/12		Global Equity Ratings	
2024/06/21		Global Equity Ratings	
2024/06/21		Aktienempfehlungen Global	
2024/06/14		Global Equity Ratings	