

PEPSICO INC. FUTURE (PEPF) - EUX/202409

2024/06/07 18:36:03

Price
173.5338 USD

Difference  **-0.04% (-0.07)**

General attributes

Symbol	PEPFU24
Exchange	Eurex
Currency	USD
Security type	Future
Underlying	PEPSICO INC.
Maturity	09-2024
Contract size	100

Market data

Bid (Bid size)	- USD (-)
Ask (Ask size)	- USD (-)
Open	173.5338 USD
High	173.5338 USD
Low	173.5338 USD
Close (prev. day)	173.6057 USD
Underlying	PEPSICO INC.
Underlying price (date)	171.04 (24/06/07)
Settlement price (date)	173.53 (24/06/07)
Open Interest	0

Performance and Risk

	6m	1y	3y
Perf (%)	+0.95%	-	-
Perf (abs.)	+1.62	-	-
Beta	-	-	-
Volatility	15.06	-	-

Futures and Options

Related Futures	-
Related Options	-












5y

Information about previous performance does not guarantee future performance.
Source: FactSet

Price data

Ø price 5 days Ø volume 5 days (pcs.)	173.1036 USD (0)
Ø price 30 days Ø volume 30 days (pcs.)	177.3817 USD (0)
Ø price 100 days Ø volume 100 days (pcs.)	172.6767 USD (0)
Ø price 250 days Ø volume 250 days (pcs.)	- USD (-)
YTD High date	183.4660 USD (2024/05/17)
YTD Low date	165.1693 USD (2024/03/07)
52 Weeks High date	- USD (-)
52 Weeks Low date	- USD (-)

Recent Research

on underlying		on sector		on market	
Date		Headline		Download	
2024/05/29		Global Equity Ratings			
2024/05/29		Aktienempfehlungen Global			
2024/04/26		Global Equity Ratings			
2024/04/26		Aktienempfehlungen Global			
2024/04/03		Global Equity Ratings		