

MERCK & CO. INC. FUTURE (MCCF) - EUX/202409

2024/05/17 19:05:11

Price
131.7613 USD

Difference  **-0.14% (-0.18)**

General attributes

| | |
|---------------|------------------|
| Symbol | MCCFU24 |
| Exchange | Eurex |
| Currency | USD |
| Security type | Future |
| Underlying | MERCK & CO. INC. |
| Maturity | 09-2024 |
| Contract size | 100 |

Market data

| | |
|-------------------------|-------------------|
| Bid (Bid size) | - USD (-) |
| Ask (Ask size) | - USD (-) |
| Open | 131.7613 USD |
| High | 131.7613 USD |
| Low | 131.7613 USD |
| Close (prev. day) | 131.9417 USD |
| Underlying | MERCK & CO. INC. |
| Underlying price (date) | 131.19 (24/05/17) |
| Settlement price (date) | 131.76 (24/05/17) |
| Open Interest | 0 |

Performance and Risk

| | 6m | 1y | 3y |
|-------------|---------|----|----|
| Perf (%) | +28.29% | - | - |
| Perf (abs.) | +29.06 | - | - |
| Beta | - | - | - |
| Volatility | 16.80 | - | - |

Futures and Options

| | |
|-----------------|---|
| Related Futures | - |
| Related Options | - |













5y

Information about previous performance does not guarantee future performance.
Source: FactSet

Price data

| | |
|---|---------------------------|
| Ø price 5 days Ø volume 5 days (pcs.) | 130.6894 USD (0) |
| Ø price 30 days Ø volume 30 days (pcs.) | 129.3613 USD (0) |
| Ø price 100 days Ø volume 100 days (pcs.) | 125.9572 USD (0) |
| Ø price 250 days Ø volume 250 days (pcs.) | - USD (-) |
| YTD High date | 133.8045 USD (2024/03/28) |
| YTD Low date | 113.6563 USD (2024/01/02) |
| 52 Weeks High date | - USD (-) |
| 52 Weeks Low date | - USD (-) |

Recent Research

| on underlying on sector on market | | | |
|---------------------------------------|---|---------------------------|---|
| Date | | Headline | Download |
| 2024/04/26 |  | Global Equity Ratings |  |
| 2024/04/26 |  | Aktienempfehlungen Global |  |
| 2024/04/03 |  | Global Equity Ratings |  |
| 2024/04/03 |  | Aktienempfehlungen Global |  |
| 2024/03/13 |  | Global Equity Ratings |  |